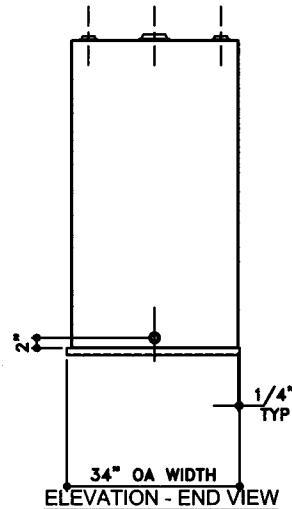
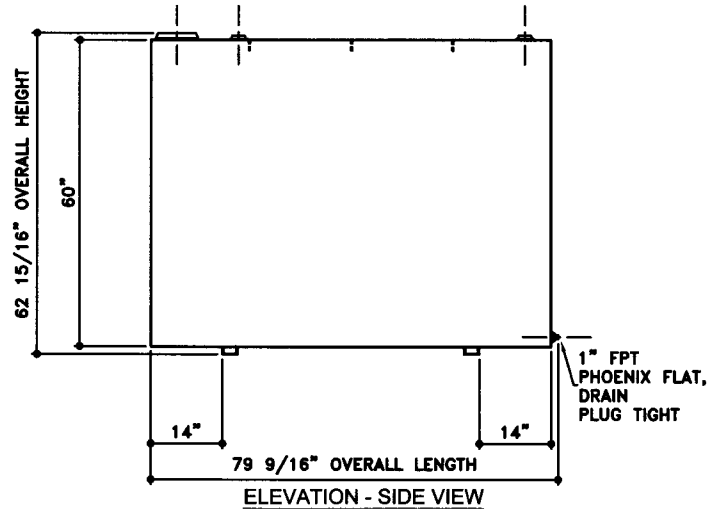
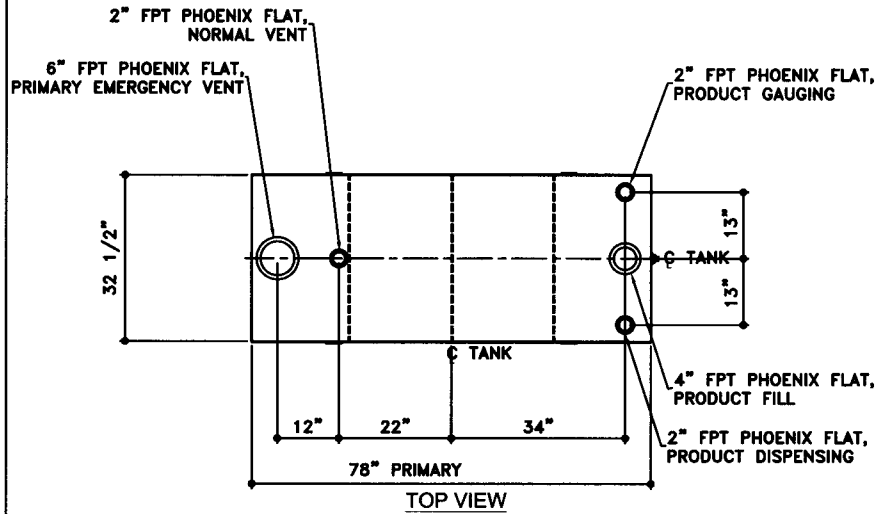


NOTE:  
ALL TANK DIMENSIONS ARE INSIDE TO INSIDE



<b>TOLERANCES</b> <b>TANK</b> CAPACITY -0% / +10 OVERALL LENGTH -0" / +1/2" OVERALL WIDTH -0" / +1/2" OVERALL HEIGHT -0" / +1/2" OTHER DIMENSIONS -1/4" / +1/4"		<b>UL 142 (BUILT &amp; LABELED)</b> <b>SINGLE WALL TANK</b> <b>RECTANGLE TANK</b>		<b>STEEL: ASTM A36</b> <b>TANK:</b> TOP: 10 GAUGE (9/64") SIDES: 6 GAUGE (3/16") ENDS: 12 GAUGE (7/64") BOTTOM: 10 GAUGE (9/64")		<b>COATING:</b> "G" EXTERIOR COATING, ACE 1E GRAY SHOP COAT 1-3 MILS "A" EXTERIOR ACE 3A COATING: SP-6 GRIT BLAST 3A COLOR: #WH01 (WHITE) 1 CT TN-161 EPOXY 3.0-5.0 MILS 1 CT TN-74 URETHANE 2.0-3.0 MILS INTERIOR: TDFT 5.0-8.0 MILS BARE STEEL		<b>SPECIAL INSTRUCTIONS</b> PLUG TIGHT WRENCH PLUG TIGHT WITH PIPE DOPE ON THREADS AND TESTED LEAK FREE.		<b>APPROXIMATE SHIPPING WEIGHT</b> 890 LBS.  <b>TANK VENT CAPACITY</b> 126,000 TANK		DRW BY - REV No 1 SHEET 2 OF
<b>1-206-281-5000</b> 		<b>AceCube - 650 GALLONS</b>		<b>ACE PART No. AC00650U1R1 QTY: 1</b>		<b>INTERIOR: TDFT 5.0-8.0 MILS</b>		<b>JOB ID No. - ACE HOUSE PAPER No. - ENG. FILE No. -</b>		<b>01-01-02 SUPERCEDES 09-01-01</b>		
COPYRIGHT 1987 ACE TANK & EQUIPMENT (F:111)ACSHOPRECTANGLU1R1100650U2-ORTHO.GCD-1:16												