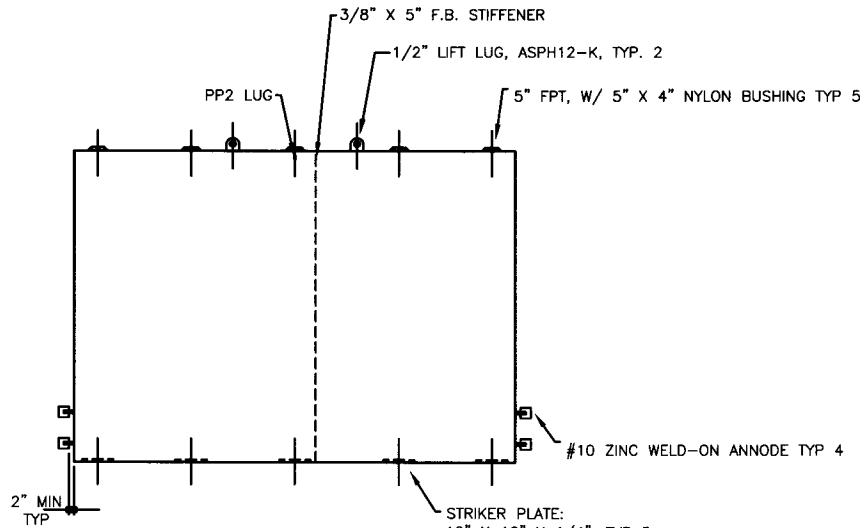
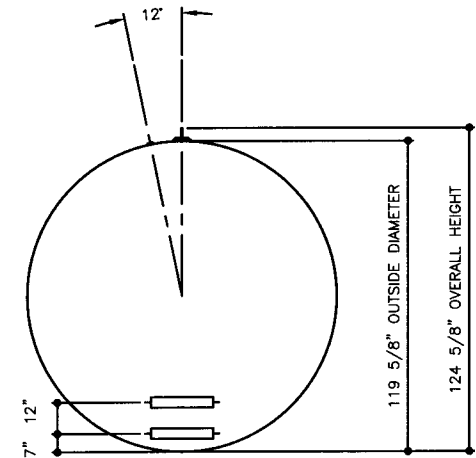
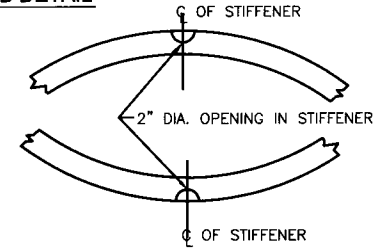


TOP VIEW



ELEVATION - SIDE VIEW

RIB DETAIL



ELEVATION - END VIEW

<b>TOLERANCES</b> <b>TANK</b> CAPACITY -0% / +10 OVERALL LENGTH -0" / +2" OVERALL WIDTH -0" / +1" OVERALL HEIGHT -1/2" / +1/2" OTHER DIMENSIONS -1/4" / +1/4" 1-206-281-5000	UL, 1746 (BUILT & LABELED) ST1, P3 (BUILT & LABELED) SINGLE WALL	STEEL: ASTM A36 PRIMARY TANK SHELL: 6 GAUGE (3/16") HEAD: 2 GAUGE (1/4")	COATING: INTERIOR: BARE STEEL EXTERIOR: SP-6 SANDBLAST KOPPERS 300M COAL TAR EPOXY 16 MIL MIN SURFACE AREA: 595.4 SQUARE FEET	SPECIAL INSTRUCTIONS LABELS ON EDGE DRY PLUG FITTINGS SCRAPE OUTSIDE SPATTER SEAL WELD FOR SPECIAL COATING OR SAND BLASTING	APPROXIMATE SHIPPING WEIGHT 6,174 LBS.	DRW BY - REV No 1 SHEET 2 OF
	ACE PART No. AC08001U1P1B QTY: 1 (F:1111ACSHOP1ST1-P31U1P110800112-ORTHO.GCD-1:48)	St1-P3 - 8,000 GALLON "STUBBY"	ACE HOUSE PAPER No. - ENG. FILE No. - 12-2-97 SUPERCEDES 00-00-00			

