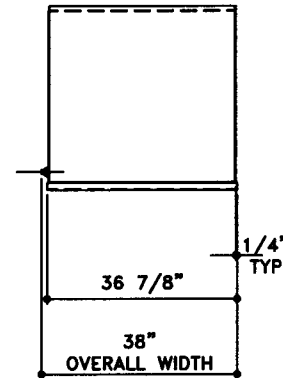
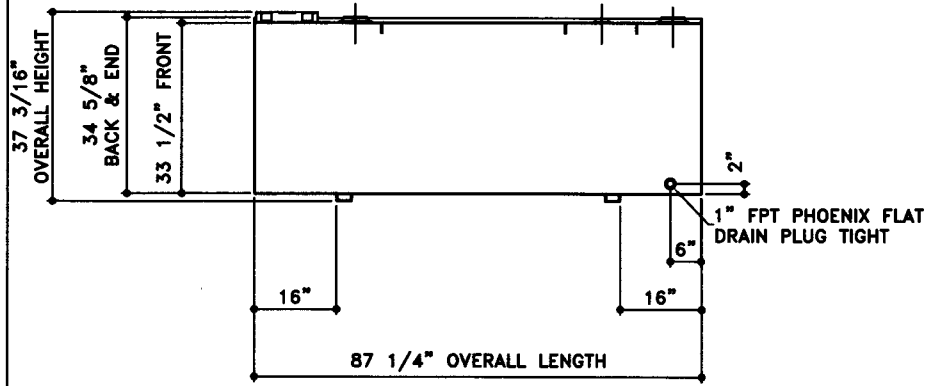
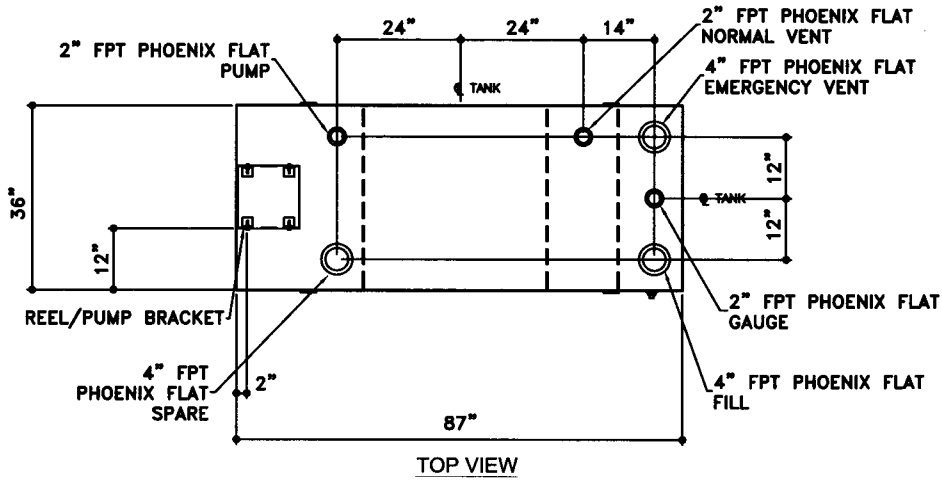


NOTE:
ALL TANK DIMENSIONS ARE INSIDE TO INSIDE



ELEVATION - SIDE VIEW

ELEVATION - END VIEW

<p>TOLERANCES</p> <p>TANK</p> <p>CAPACITY -0% / +10</p> <p>OVERALL LENGTH -0" / +1/2"</p> <p>OVERALL WIDTH -0" / +1/2"</p> <p>OVERALL HEIGHT -0" / +1/2"</p> <p>OTHER DIMENSIONS -1/4" / +1/4"</p>	<p>UL 142 (BUILT & LABELED)</p> <p>SINGLE WALL TANK</p> <p>RECTANGLE TANK</p>	<p>STEEL: ASTM A36</p> <p>TANK</p> <p>TOP: 10 GAUGE (9/64")</p> <p>SIDE WALL: 6 GAUGE (3/16")</p> <p>END WALL: 12 GAUGE (7/64")</p> <p>BOTTOM: 10 GAUGE (9/64")</p>	<p>COATING:</p> <p>"G" EXTERIOR COATING, ACE 1E GRAY SHOP COAT 1-3 MILS</p> <p>"A" EXTERIOR ACE 3A COATING: SP-6 GRIT BLAST 3A COLOR: #WH01 (WHITE)</p> <p>1 CT TN-161 EPOXY 3.0 -5.0 MILS</p> <p>1 CT TN-74 URETHANE 2.0 -3.0 MILS TDFT 5.0 -8.0 MILS</p>	<p>SPECIAL INSTRUCTIONS</p> <p>PLUG TIGHT</p> <p>WRENCH PLUG TIGHT WITH PIPE DOPE ON THREADS AND TESTED LEAK FREE.</p>	<p>APPROXIMATE SHIPPING WEIGHT</p> <p>600 LBS.</p> <p>TANK VENT CAPACITY</p> <p>84,200 TANK</p>	<p>DRW BY -</p> <p>REV No 1</p> <p>SHEET 2 OF</p>
<p>Ace BenchTop - 450 GALLON</p> <p>ACE PART No. AC00450U1R3 QTY: 1</p> <p>(F:111ACSHOPRECTANGLIU1R310035012-ORTH.GCD-1:16)</p>			<p>INTERIOR:</p> <p>BARE STEEL</p>		<p>JOB ID No. -</p> <p>ACE HOUSE PAPER No. -</p> <p>ENG. FILE No. -</p> <p>01-01-02 SUPERCEDES 09-01-01</p>	

